



ROTLIGHT - TITAN™ X2 COMPARISON TABLE

Distance CCT	Lux at 1m (3.3ft)			Lux at 3m (9.8ft)			Lux at 5m (16.4ft)			Lux at 7m (23ft)			Lux at 9m (29.5ft)		
	3200K	4000K	5600K	3200K	4000K	5600K	3200K	4000K	5600K	3200K	4000K	5600K	3200K	4000K	5600K
Titan X2 - No Diffusion	15900	23500	16500	2220	3270	2260	939	1380	1120	548	802	551	384	560	377
ARRI S60 - Lite Diffusion	11520		11295	1280		1255	461		452	235		231	142		139
ARRI S60 LE2 - Lite Diffusion	11952		14049	1328		1561	478		562	282		287	148		173
Titan power advantage vs ARRI S60	38%	108%	46%	73%	161%	80%	104%	205%	148%	133%	247%	139%	170%	303%	171%
vs ARRI S60 LE2	33%	67%	17%	67%	109%	45%	96%	146%	99%	94%	179%	92%	159%	224%	118%
Titan X2 - 50% Diffusion	14500	20000	11900	2080	3110	1750	872	1310	877	472	756	397	346	512	284
ARRI S60 - Standard Diffusion	11322		11097	1258		1233	453		444	231		226	140		137
ARRI S60 LE2 - Standard Diffusion	11745		13815	1305		1535	470		533	240		282	145		171
Litepanels Gemini	8155		9713	906		1079	Data not published by manufacturer								
Titan power advantage vs ARRI S60	28%	77%	7%	65%	147%	42%	92%	189%	98%	104%	227%	76%	147%	266%	107%
vs ARRI S60 LE2	23%	45%	-14%	59%	103%	14%	86%	146%	65%	97%	168%	41%	139%	199%	66%
Titan power advantage vs Gemini	95%	142%	70%	145%	203%	109%	Data not published by manufacturer								
Other:															
Titan X2- Full Diffusion	9060	11100	6250	1320	1660	929	573	715	475	318	405	227	222	277	158
Titan X2 - with Snapbag as intensifier	17200	25400	16500	2640	4090	2250	1080	1690	1232	583	929	606	411	641	355

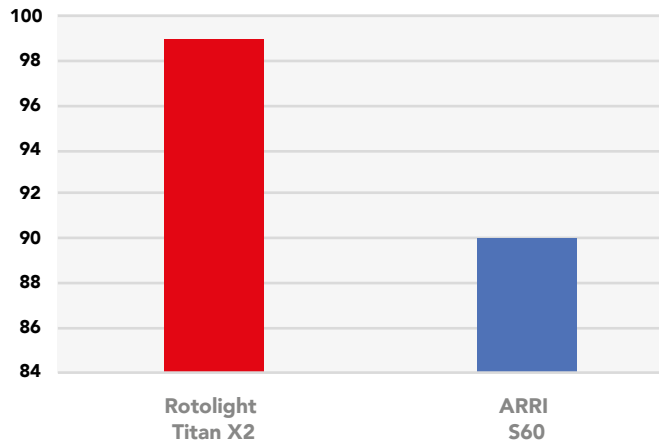
Lux readings accurate to +/- 10%.

ARRI S60 photometrics taken from latest September 2018 product information sheet, and LE2 information from the ARRI official photometrics App accessed February 2020. Litepanels Gemini 2x1 data sheet accessed 9th September 2019. Rotolight Titan X2 measured using shipping production unit serial SKY000182 measured in February 2020 in a controlled environment, using a Sekonic C-800 light meter, Titan in Max Lux Mode.

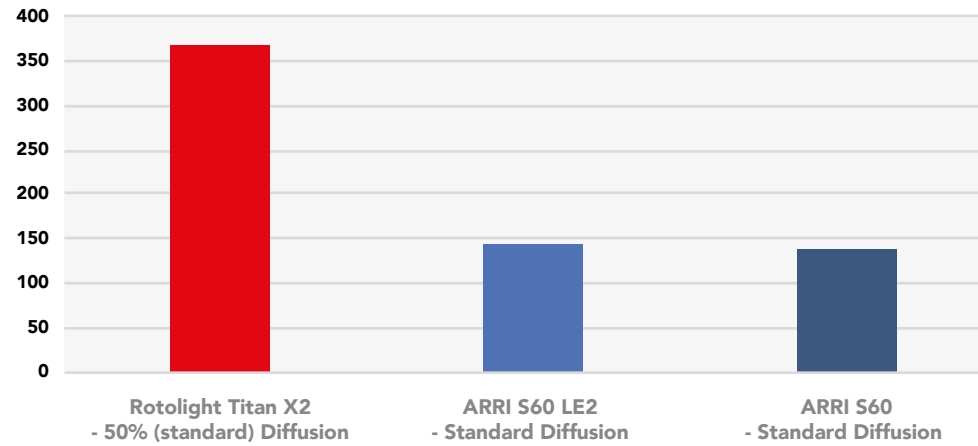
*4000K CCT values compared to brightest value for S60 and Gemini as they are not published by the manufacturer(s).

ARRI, Rotolight, Titan, Litepanels and Gemini are registered trademarks, and the exclusive property of their respective owners. No association is intended or implied.

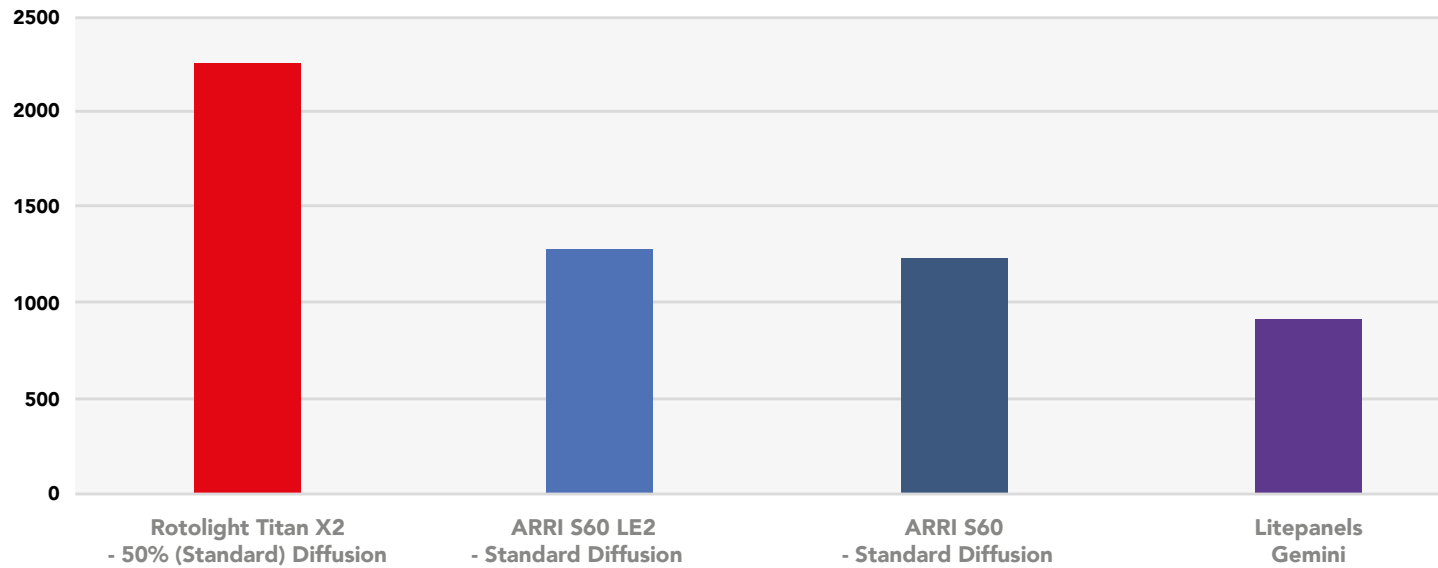
Television Lighting Consistency Index (TLCI)



LUX at 9m (at 3200 kelvin)



LUX at 3m (at 3200 kelvin)



Lux readings accurate to +/- 10%.

ARRI S60 photometrics taken from latest September 2018 product information sheet, ARRI Skypanel Tech Specs Poster EN NOV 2019 from arri.com accessed February 2020, and LE2 information from the ARRI official photometrics App accessed February 2020. Litepanels Gemini 2x1 data sheet accessed 9th September 2019. Rotolight Titan X2 measured using shipping production unit serial SKY000182 measured in February 2020 in a controlled environment, using a Sekonic C-800 light meter, Titan in Max Lux Mode. ARRI, Rotolight, Titan, Litepanels and Gemini are registered trademarks, and the exclusive property of their respective owners. No association is intended or implied.